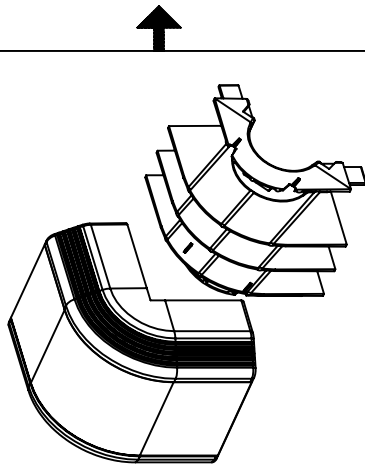
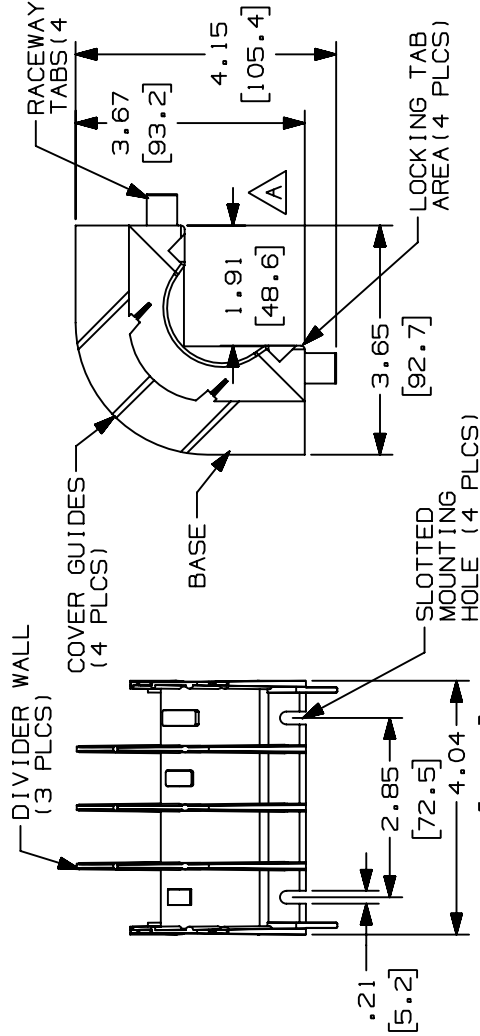
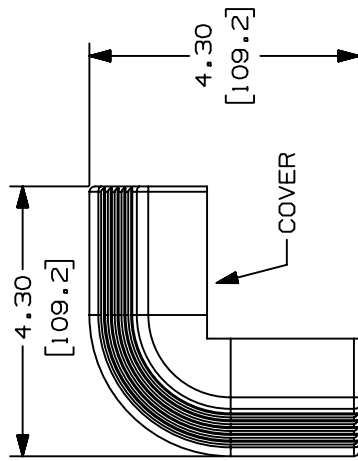


THIS COPY IS PROVIDED ON A RESTRICTED BASIS AND IS NOT TO BE USED IN ANY WAY DETRIMENTAL TO THE INTERESTS OF PANDUIT CORP.

PANDUIT PART NO.	WEIGHT
T700C	4.5 LB/10 PCS (2044 g/10 PCS)



- NOTES:
- SEE CURRENT CATALOG FOR VARIOUS APPLICATIONS WITH THIS WIRING SYSTEM.
 - THIS PRODUCT IS INTENDED TO BE USED WITH PANDUIT TYPE T-70 RACEWAY.
 - NOMINAL WALL THICKNESS FOR BASE AND COVER IS .118 (3.0).
 - DIMENSIONS IN PARENTHESES ARE IN METRIC.



CAD FILENAME/LAYERS D35541CC_T700C_C_02.PRT

PANDUIT		CORP. TINLEY PARK, ILLINOIS	
T-70 OUTSIDE CORNER (T700C)		CUSTOMER DRAWING	
UNLESS OTHERWISE SPECIFIED, DIMENSIONAL TOLERANCES ARE: (.X) ± (.XXX) ±.010(.3) (.XX) ± .03(.8) ANGLES ±		UNLESS OTHERWISE SPECIFIED, ALL DIMENSIONS ARE GIVEN IN INCHES, THIRD ANGLE PROJECTION.	
DRAWN BY	DW	MAT'L:	NONE
DATE	09-18-96	PVC	SCALE
CHECKED BY	CEF	△C	DRAWING NO.
REV	DATE	BY	CHK
2	06-17-99	DW	HIW
1	04-11-97	JBA	CEF
R	09-18-96	DW	CEF
DESCRIPTION		ECN	SUP
RELEASED TO PRODUCTION		35541-29	CUST
A. ADDED DIMENSION 1.91 (48.6)		35541-29	CEP
D. DWG WAS FROM TWO SHEETS; E. REV'D WEIGHT		35541-29	HIW
B. REV'D TITLE NAME; C. MAT'L WAS ABS/PC			CEF